



Taller N 18 Pensamiento matemático.
Números.

























NOMBRE:
FECHA:

- Colorea los círculos para representar el número que aparece en la izquierda.

1	
2	
3	
4	
5	
6	
7	
8	

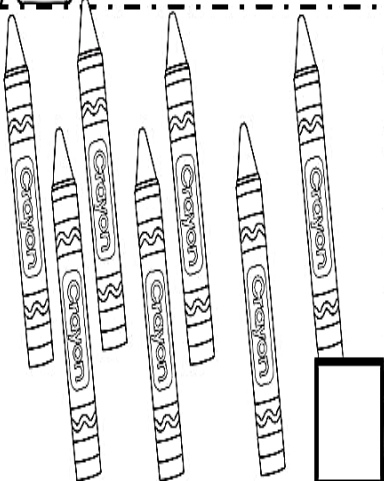


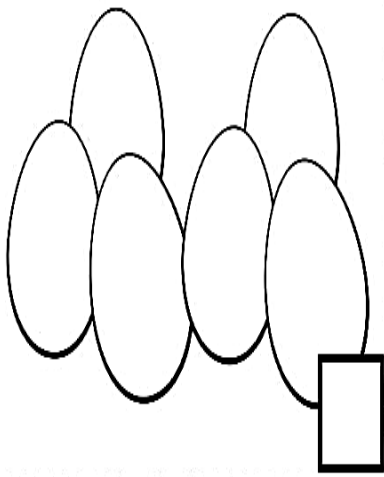

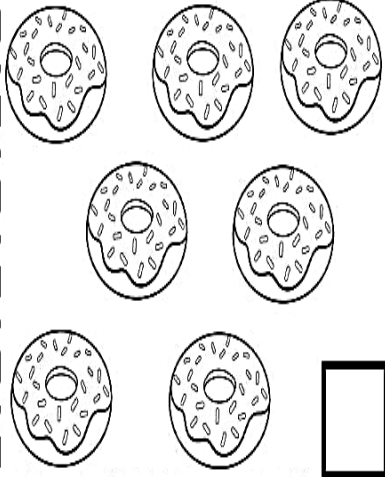

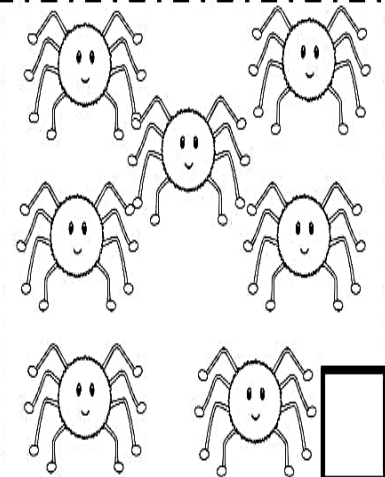



- Completa los siguientes trazos de números y escríbelos en las casillas en blanco.





- Cuenta los objetos y escribe la cantidad que corresponda en cada casilla.








		
<input type="text"/>	<input type="text"/>	<input type="text"/>
		
<input type="text"/>	<input type="text"/>	<input type="text"/>
		
<input type="text"/>	<input type="text"/>	<input type="text"/>



- Encuentra el numero que representa la cantidad de objetos.





	<p>1 8 7 6</p> <p>5 4 10 9 2 3</p>	  
	<p>3 5 7 4</p> <p>6 2 10 1 8 9</p>	
	<p>9 3 7 6</p> <p>1 8 5 4 10</p>	
	<p>8 1 6 3 9 7</p> <p>2 10 5 4</p>	